

### Control 12 Probe (12p11-q11)



TELOMERE

CENTROMERE

TELOMERE

Control 12

IMAGE NOT DRAWN TO SCALE






The Chromosome 12 Control Probe specifically hybridizes to the centromeric region of chromosome 12, and is labeled using fluorescence in situ hybridization in green, red, orange, gold or aqua. The Chromosome 12 Control Probe is ideal for enumerating chromosome 12 and when combined with a gene or region-specific probe, can act as a control.

**Loci:** 12p11-q11

**Test Kits:** 10

**Turnaround Time:** Generally within 24 hours

**Shipping Time:** 1-2 Day Expedited Shipping

SKU	Test Kits	Buffer	Dye Color	Price
CHR12-10-GR	10 (20 µL)	100 µL		\$382.00
CHR12-10-RE	10 (20 µL)	100 µL		\$480.00
CHR12-10-AQ	10 (20 µL)	100 µL		\$480.00
CHR12-10-OR	10 (20 µL)	100 µL		\$480.00
CHR12-10-GO	10 (20 µL)	100 µL		\$480.00

#### Ordering Instructions:

To order the Chromosome 12 Control Probe, visit [www.empiregenomics.com/fish-probes/control/Chromosome+12+Control+Probe](http://www.empiregenomics.com/fish-probes/control/Chromosome+12+Control+Probe) or contact our office at (716) 856-3873.

*\* For in vitro use only | CE marked in certain countries | RUO in US and other countries*